

WHAT IS A GRUFFALO?

AUTHOR: SANDRA MORANT TARÍN

LESSON DESCRIPTION: Expanding speech and language with the Gruffalo.

AUDIENCE: THIRD GRADE (Primary).

AUDIENCE LANGUAGE PROFICIENCY:
BEGINNER

DURATION: 5 LESSONS (5 x 45')

LANGUAGE SKILLS: Speaking, Reading, Listening and Writing.

MATERIALS AND TECHNOLOGY: computer, internet, projector, whiteboard, blackboard, The Gruffalo puppet, The Gruffalo CD, The Gruffalo Book, color pencils, paper, poster and flashcards (The Gruffalo body parts).

OBJECTIVES:

- Be able to communicate in English:

Expressing feelings

Using adjectives

- Be able to write down vocabulary related to "Parts of the body".
- Be able to follow and listen to a video.
- Be able to learn and performance a dialogue.

CONTENTS:


- Values, feelings, parts of the body, adjectives and animals.

ASSESSMENT: At the beginning/During/At the end

1 LESSON: Listening, speaking and writing.

Pre-activity:

- INTRODUCTION: Let's introduce the story of The Gruffalo to your students. First, show them the most important parts of the Gruffalo's body with flashcards they should guess what it is. We can practice the description: black tongue, turned-out knees, terrible teeth, terrible jaws... Once they know it we can show them the puppet and we can describe it carefully.



Activity:

- WORKSHEET: Gruffalo's body parts. Fill in the gaps worksheet. ANNEX 1.

Post-activity:

- We will sing the Gruffalo's SONG all together.

<http://www.gruffalo.com/join-in/songs/>



LESSON 1 ANNEX 1



LESSON 2: Listening and speaking


Pre-activity:

- We will watch the trailer and we will try to guess orally the plot of the story. We will also identify the main characters of it.

<https://www.youtube.com/watch?v=cVkhj+McR1Fo>

Activity

- LET'S WATCH half of the film.




Post-activity

- First impressions of the film. We sing the Gruffalo's song again.

LESSON 3: Listening and writing

Preactivity

- What do you remember from the story?



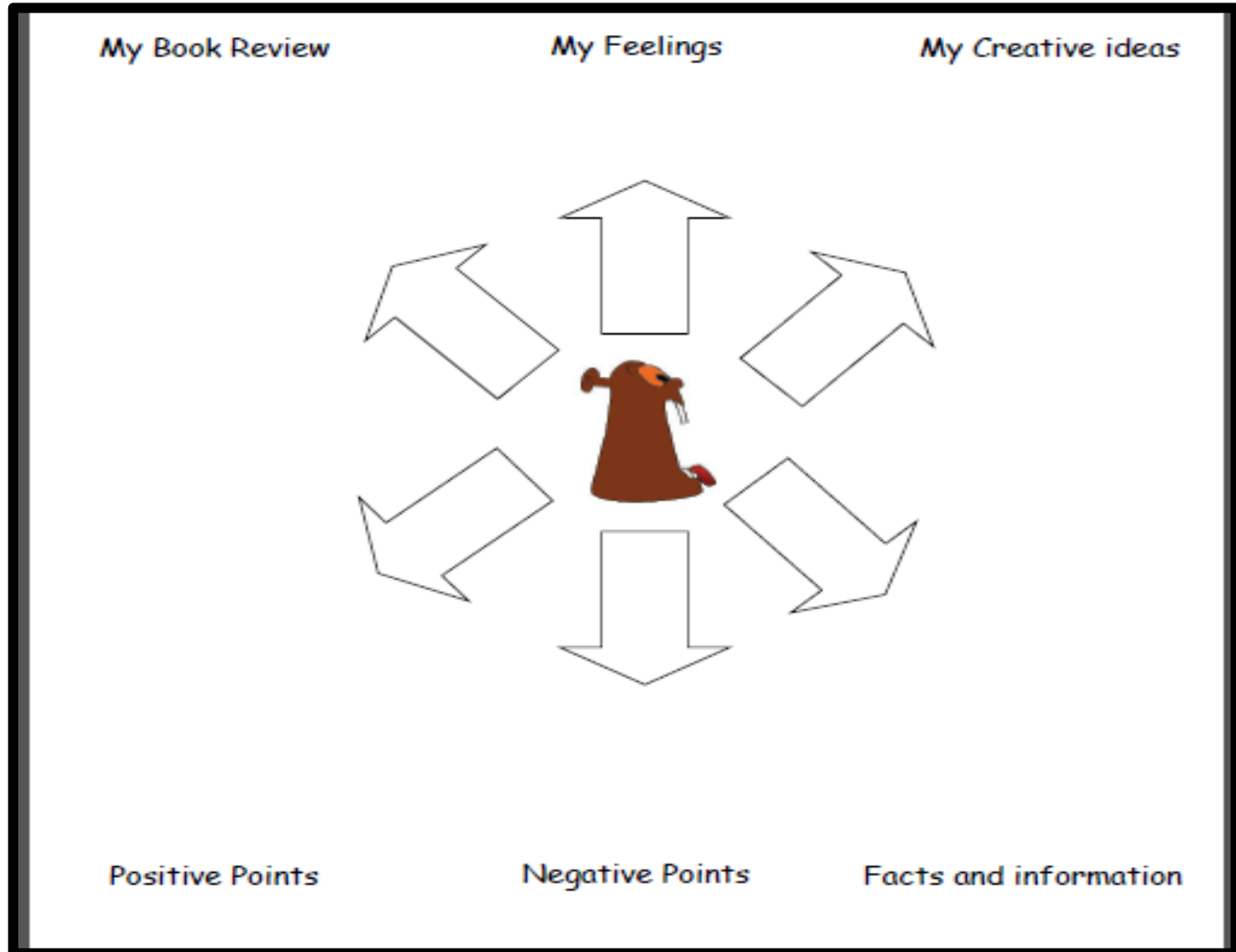
Activity

- Let's watch the other half of the film.

Post-activity

- MIND MAP about The Gruffalo adventure. We will work in small groups. ANNEX 2.

LESSON 2 ANNEX 3



LESSON 4: Speaking and Reading

Pre-activity

- DIALOGUE: We give our students the dialogue already adapted to their age. We will make groups and give them instructions.

Activity:

- The groups will read the dialogue several times.

Post-activity:

- They will practice the dialogue in groups.

LESSON 5: Speaking and Reading

We will record them acting out! (After that we can show the video to their families). We can also make them up.

