

Online learning Strategies for English language learners

Morgan Nixon & TESOL International Association





Interactions
and Check
Ins

Scaffolding
Techniques

Engagement
Strategies

Q&A



Interactions & Check Ins

Supporting learning with
comprehension checks, emotional
support and questions spaces



Scaffolding

Building understanding of content and
adjusting delivery to facilitate deeper
learning



Engagement

Creating meaningful tasks, specific to
learner needs in an online environment



Ask and Answer

Interactive question and answer
sessions throughout the presentation





English Language Education



Interactions
and Check
Ins

Scaffolding
Techniques

Engagement
Strategies

Q&A



- More than the development of language skills
- English learners have special needs, stories, backgrounds and traditions
- We move beyond teaching
 - Advocates
 - Mentors
 - Collaborators
 - Resources for Colleagues
 - Designers
 - Policy Makers

• How can I understand the circumstances of both online learning and English language education to support the learning and well-being of my ELs?





Interactions
and Check
Ins

Scaffolding
Techniques

Engagement
Strategies

Q&A



Ask &
Answer #1



:30

What is one improvement you would like to make to your online teaching delivery to ELs?

Step 1. **READ** the question on the slide.

Step 2. **TYPE** your answer in the chat box.

Step 3. **REVIEW** the comments from others in the webinar.





Ask &
Answer #1



:15

What is one improvement you would like to make to your online teaching delivery to ELs?

Step 1. **READ** the question on the slide.

Step 2. **TYPE** your answer in the chat box.

Step 3. **REVIEW** the comments from others in the webinar.



Interactions
and Check
Ins

Scaffolding
Techniques

Engagement
Strategies

Q&A





Ask &
Answer #1



:10

What is one improvement you would like to make to your online teaching delivery to ELs?

Step 1. **READ** the question on the slide.

Step 2. **TYPE** your answer in the chat box.

Step 3. **REVIEW** the comments from others in the webinar.



Interactions
and Check
Ins

Scaffolding
Techniques

Engagement
Strategies

Q&A





Interactions
and Check
Ins

Scaffolding
Techniques

Engagement
Strategies

Q&A



Interactions and Check Ins





Strategy 1

Strategy 2

Strategy 3

Design a Reflection space for Learners



Interactions
and Check
Ins

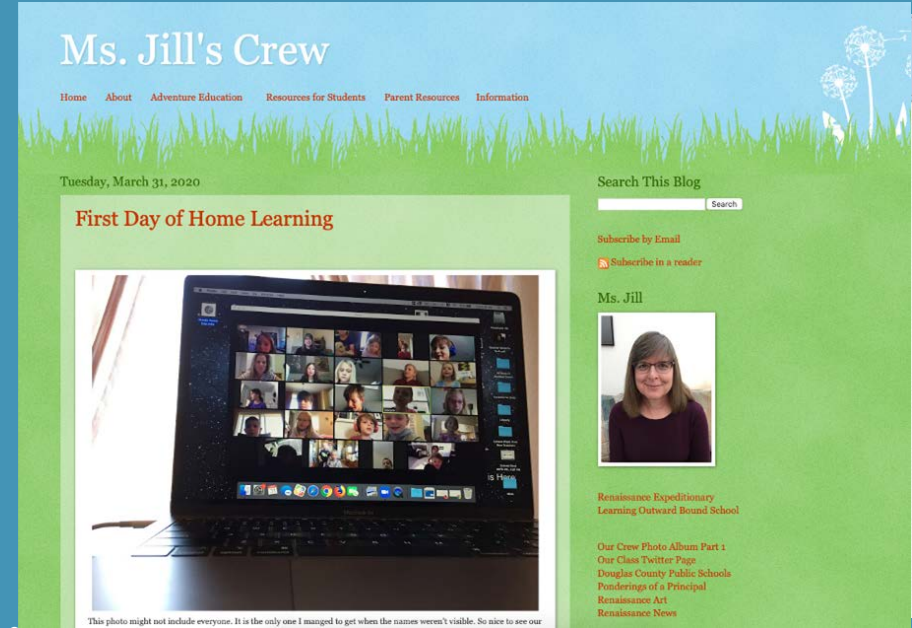
Scaffolding
Techniques

Engagement
Strategies

Q&A



- Understand the circumstances of ELs
- Create a space for online journaling with daily prompts
- Encourage students to post photos or videos
- Create a class site to document shared student reflections
- Hear students' lived experiences and allow them to feel





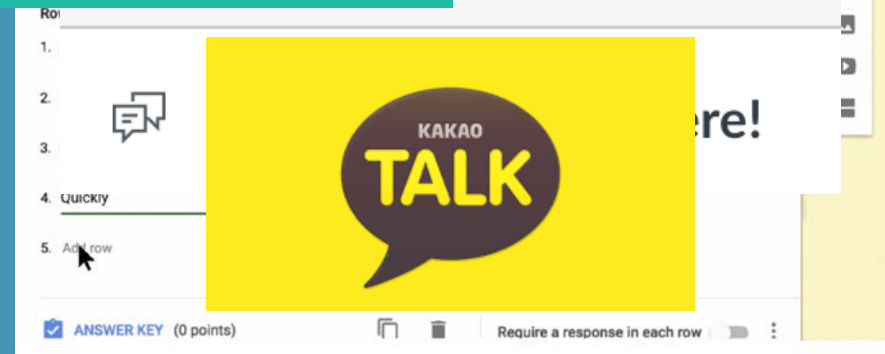
Strategy 1

Strategy 2

Strategy 3

Create a dedicated Q&A Space

- Create short check in surveys
- Integrate Q&A forums or FAQ sections on your LMS
- Set Up “Question Conversations” in texting groups
- Integrate “Feedback Fridays” to set specific times to ask questions and provide feedback



Interactions
and Check
Ins

Scaffolding
Techniques

Engagement
Strategies

Q&A





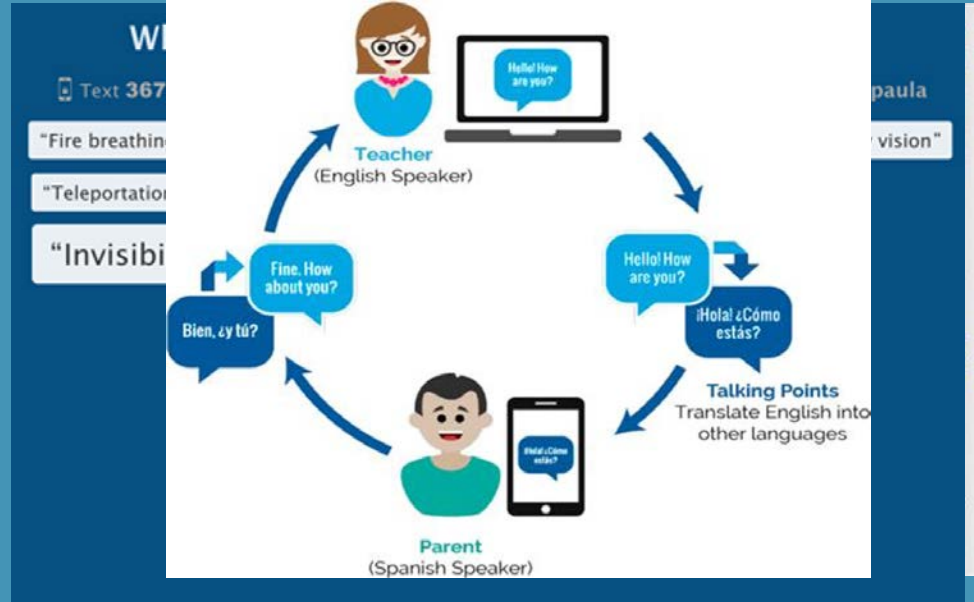
Strategy 1

Strategy 2

Strategy 3

Check understanding frequently

- Thumbs Up or Down
- Designate at-home objects as check in items
- Encourage real-time responses
- Utilize the chat box for “Chat Box Check Ins”
- Communicate with parents and make interactions accessible



For more information
visit <https://www.pearson.com>



Interactions and Check Ins

Scaffolding Techniques

Engagement Strategies

Q&A





Interactions
and Check
Ins

Scaffolding
Techniques

Engagement
Strategies

Q&A



Ask &
Answer #2



:30

Choose one strategy from this section.

How will you use this idea in your context?

Step 1. **READ** the question on the slide.

Step 2. **TYPE** your answer in the chat box.

Step 3. **REVIEW** the comments from others in the webinar.





Ask & Answer #2



:15

Choose one strategy from this section.

How will you use this idea in your context?

Step 1. **READ** the question on the slide.

Step 2. **TYPE** your answer in the chat box.

Step 3. **REVIEW** the comments from others in the webinar.



Interactions
and Check
Ins

Scaffolding
Techniques

Engagement
Strategies

Q&A





Interactions
and Check
Ins

Scaffolding
Techniques

Engagement
Strategies

Q&A



Ask &
Answer #2



:10

Choose one strategy from this section.

How will you use this idea in your context?

Step 1. **READ** the question on the slide.

Step 2. **TYPE** your answer in the chat box.

Step 3. **REVIEW** the comments from others in the webinar.





Interactions
and Check
Ins

Scaffolding
Techniques

Engagement
Strategies

Q&A



Scaffolding techniques





Strategy 1

Strategy 2

Strategy 3

Model Language using examples



Interactions and Check Ins

Scaffolding Techniques

Engagement Strategies

Q&A



- Provide examples of expected language
- Color-code key features that should be included in an assignment
- Provide a word bank
- Record yourself pronouncing the language
- Link to online resources for deeper explanation of the language

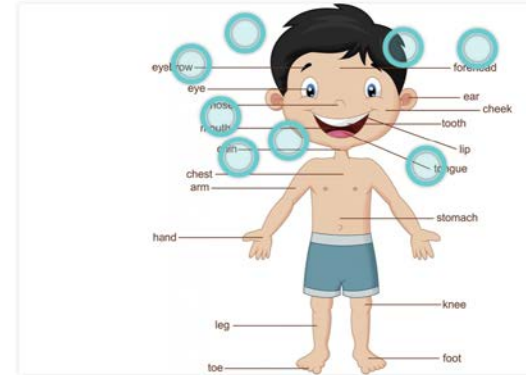
body parts

STUDY

- Learn
- Flashcards
- Write
- Spell
- Test

PLAY

- Match
- Gravity





Strategy 1

Strategy 2

Strategy 3

Provide templates

- Provide information on what learners are expected to produce
- Provide starting sentences
- Provide feedback throughout the development process
- Store templates in an accessible location
- Attach the assignment rubric and a self-assessment checklist



Interactions
and Check
Ins

Scaffolding
Techniques

Engagement
Strategies

Q&A





Strategy 1

Strategy 2

Strategy 3

Chunk Lessons & vary Lesson Formats

- Create short videos to summarize live session content
- Create a space for online journaling
- Encourage students to check in using photos or videos
- Create a class blog to document student reflections
- Utilize Flipgrid for students to post short, fun check ins



Interactions
and Check
Ins

Scaffolding
Techniques

Engagement
Strategies

Q&A





Interactions
and Check
Ins

Scaffolding
Techniques

Engagement
Strategies

Q&A



Ask &
Answer #3



Choose one strategy from this section.

How will you use this idea in your context?

Step 1. **READ** the question on the slide.

Step 2. **TYPE** your answer in the chat box.

Step 3. **REVIEW** the comments from others in the webinar.





Interactions
and Check
Ins

Scaffolding
Techniques

Engagement
Strategies

Q&A



Ask &
Answer #3



:15

Choose one strategy from this section.

How will you use this idea in your context?

Step 1. **READ** the question on the slide.

Step 2. **TYPE** your answer in the chat box.

Step 3. **REVIEW** the comments from others in the webinar.





Interactions
and Check
Ins

Scaffolding
Techniques

Engagement
Strategies

Q&A



Ask &
Answer #3



:10

Choose one strategy from this section.

How will you use this idea in your context?

Step 1. **READ** the question on the slide.

Step 2. **TYPE** your answer in the chat box.

Step 3. **REVIEW** the comments from others in the webinar.





Interactions
and Check
Ins

Scaffolding
Techniques

Engagement
Strategies

Q&A



Engagement Strategies





Strategy 1

Strategy 2

Strategy 3

Make content meaningful

- Use interactive websites
- Encourage multiple ways for learners to interact with language
- Incorporate interests to build authentic assessments
- Incorporate Thinking Routines

Breaking News English

- What do you **see**?
- What do you **think** about that?
- What does it make you **wonder**?



[New mummies found near Luxor, Egypt](#)

11th September - "Easier"

Archaeologists in Egypt have found a tomb that has three mummies inside it. They are about 50 years old.

Level 0 Level 1 Level 2 Level 3



Interactions
and Check
Ins

Scaffolding
Techniques

Engagement
Strategies

Q&A





Strategy 1

Strategy 2

Strategy 3

Provide opportunities for collaboration

- Encourage brainstorming collaboration
- Utilize roles in breakout rooms
- Take into account time zones and schedules
- Chunk assignments and lesson information



Interactions
and Check
Ins

Scaffolding
Techniques

Engagement
Strategies

Q&A





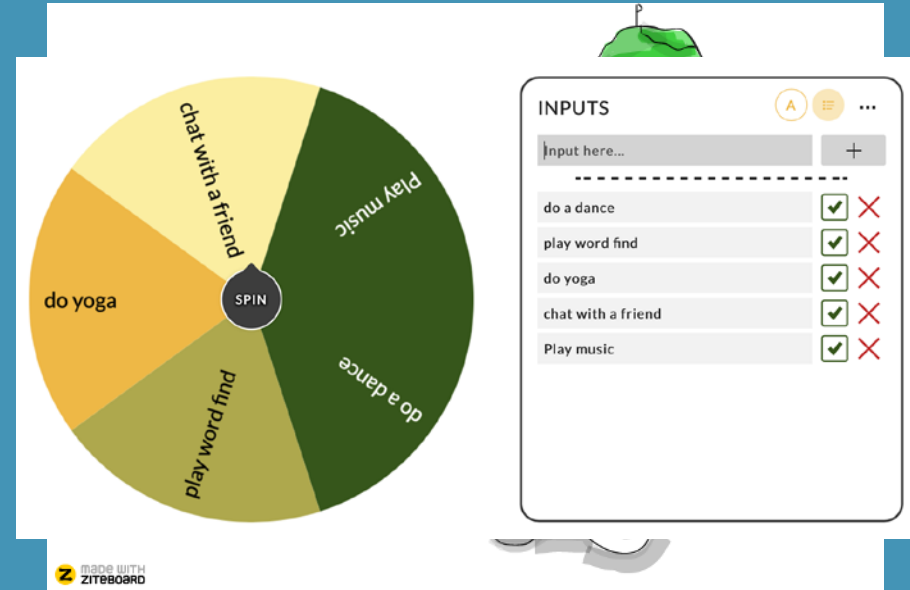
Strategy 1

Strategy 2

Strategy 3

Include icebreakers and brain breaks

- Help students switch between languages
- Start of the Day Prompt
- Play games while students are logging in
- Use a Choice Wheel and take more frequent breaks
- Include previews of what's to come



Interactions and Check Ins

Scaffolding Techniques

Engagement Strategies

Q&A





Interactions
and Check
Ins

Scaffolding
Techniques

Engagement
Strategies

Q&A



Ask &
Answer #3



:30

Choose one strategy from this section.

How will you use this idea in your context?

Step 1. **READ** the question on the slide.

Step 2. **TYPE** your answer in the chat box.

Step 3. **REVIEW** the comments from others in the webinar.





Interactions
and Check
Ins

Scaffolding
Techniques

Engagement
Strategies

Q&A



Ask &
Answer #3



:15

Choose one strategy from this section.

How will you use this idea in your context?

Step 1. **READ** the question on the slide.

Step 2. **TYPE** your answer in the chat box.

Step 3. **REVIEW** the comments from others in the webinar.





Interactions
and Check
Ins

Scaffolding
Techniques

Engagement
Strategies

Q&A



Ask &
Answer #3



:10

Choose one strategy from this section.

How will you use this idea in your context?

Step 1. **READ** the question on the slide.

Step 2. **TYPE** your answer in the chat box.

Step 3. **REVIEW** the comments from others in the webinar.






Your Online Learning Strategies



Interactions
and Check
Ins




Interactions and
Check Ins

Scaffolding
Techniques



Scaffolding
Techniques

Engagement
Strategies



Engagement
Strategies

Q&A





HOW TO CONTACT ME



Interactions
and Check
Ins

Scaffolding
Techniques

Engagement
Strategies

Q&A



www.MorganNixon.com

morgan@morgannixon.com





Interactions
and Check
Ins

Scaffolding
Techniques

Engagement
Strategies

Q&A



Q&A Session





Interactions
and Check
Ins

Scaffolding
Techniques

Engagement
Strategies

Q&A

